


USEFUL TIPS ON FINDING LEAKS

Save water and money by fixing leaks early.

RECEIVE ALERTS ON SUSPECTED LEAKS



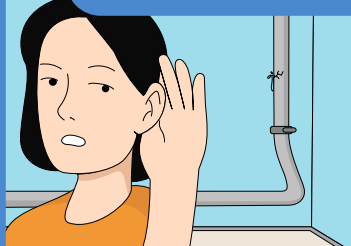
If your smart water meter has been installed and you have a *MySmartWaterMeter* account, log in to your account to receive alerts on suspected leaks.



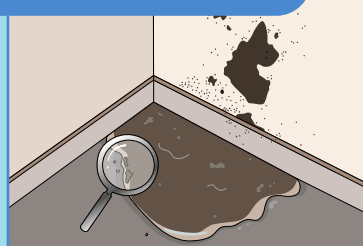
HOW TO SPOT SIGNS OF A LEAK



Check for unusually high water bills



Listen for sound of water running or constant dripping during the night even when no appliances are in use



Look for signs of mould, discolouration or peeling paint on walls, flooring or ceiling



Sniff for foul odours in an area with no other obvious source

HOW TO CONFIRM IF THERE IS A LEAK



Turn off all taps and appliances using water, and check your water meter. If the meter dial continues to run, there's likely a water leak.

No visible signs of the leak? Check common areas which are more prone to leaks over time, such as the toilet cistern or under the sink.



Sprinkle some food colouring into the water tank, and observe your toilet bowl for the appearance of any coloured water. *Did you know a leaking toilet cistern can lose up to 10 litres of water per hour?*



Look out for dripping taps and water stains, mould or peeling material under the sink area. *Did you know a leaking tap can lose up to 2 litres of water per hour?*

FIX LEAKS PROMPTLY



Always engage a Licensed Plumber who is qualified to detect and repair leaks. You can find a list of Licensed Plumbers at go.gov.sg/licensed-plumbers-info.

Note: Prolonged leaks will lead to high water bills, water wastage and may cause damage to your property.

