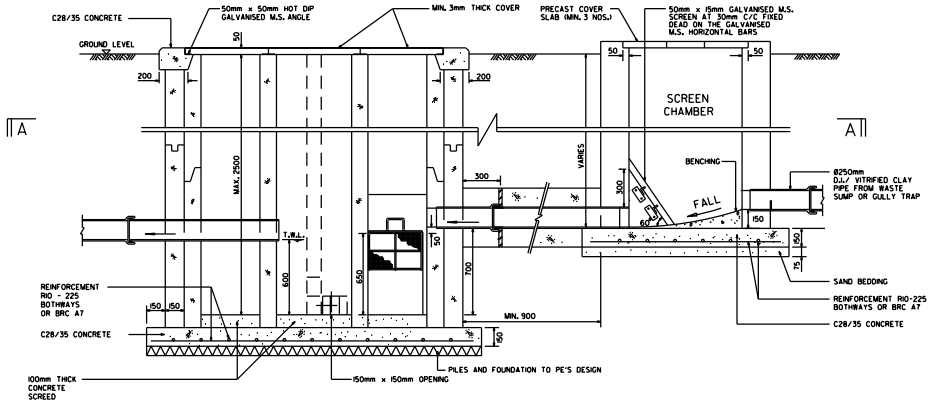

SECTION B-B

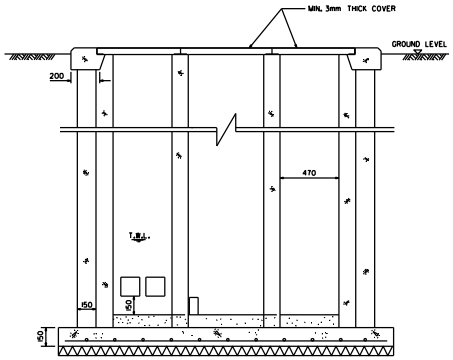

SECTION C-C

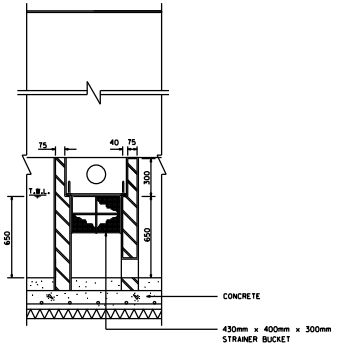

SECTION D-D

SECTION X-X

SCALE 1 : 10

SECTION Y-Y

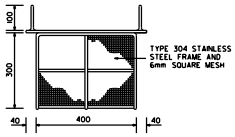

SECTION Z-Z

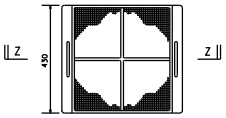

PLAN

DETAILS OF STAINLESS STEEL STRAINER BUCKET

SCALE 1 : 10

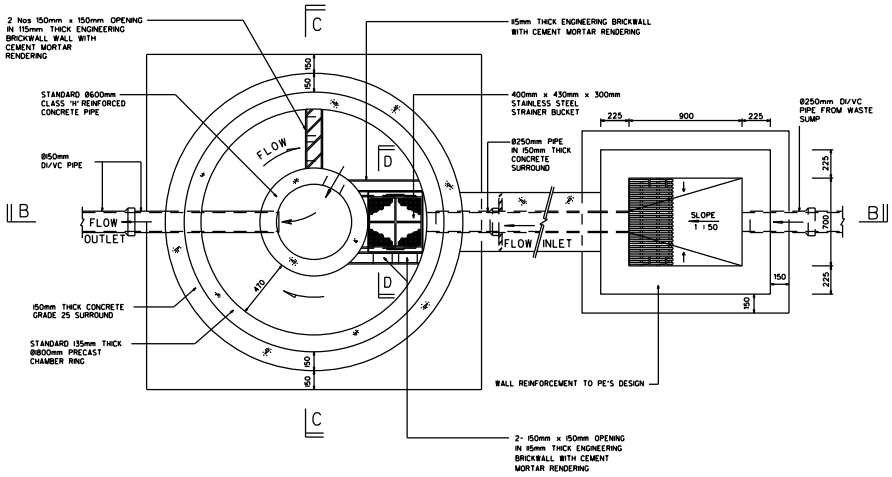

SECTIONAL PLAN A-A

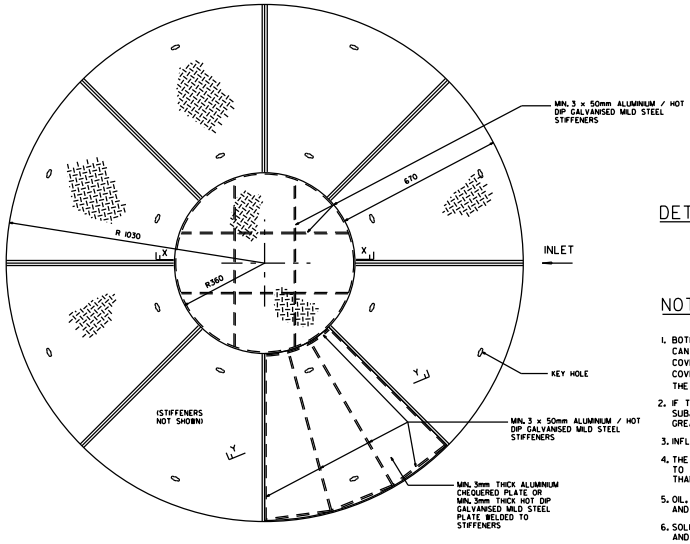

PLAN VIEW OF ALUMINIUM CHEQUERED PLATE COVER

SCALE 1 : 10

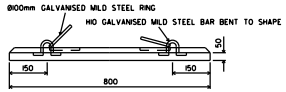

DETAILS OF PRECAST COVER SLAB WITH LIFTING RING

SCALE 1 : 10

NOTES

1. BOTH ALUMINIUM CHEQUERED PLATE AND HOT DIP GALVANISED MILD STEEL CAN BE USED TO FABRICATE THE GREASE TRAP COVER. HOWEVER BOTH THE COVER AND STIFFENERS MUST BE OF THE SAME MATERIAL. THE MILD STEEL COVER MUST ONLY BE GALVANISED AFTER THE STIFFENERS ARE WELDED TO THE COVER.
2. IF THE CIRCULAR GREASE TRAP IS TO BE SITED ON AREA WHERE IT IS SUBJECTED TO VEHICULAR LOADING, THE STRUCTURAL DESIGN OF THE GREASE TRAP WILL HAVE TO BE CARRIED OUT BY PROFESSIONAL ENGINEER.
3. INFLOW TO THE GREASE TRAP SHALL NOT INCLUDE RAIN WATER.
4. THE OWNER/DEVELOPER SHOULD MAINTAIN THE GREASE TRAP REGULARLY TO ENSURE THAT DISCHARGE TO THE SEWER SHALL CONTAIN NO MORE THAN 100mg/l OF GREASE OR OIL.
5. OIL, GREASE, SLUDGE ETC. COLLECTED IN THE GREASE TRAP SHALL BE REMOVED AND DISPOSED OF ONLY BY LICENSED WASTE COLLECTOR.
6. SOLID WASTE TRAPPED BY SCREEN & STRAINER SHALL BE REMOVED FREQUENTLY AND DISPOSED OF PROPERLY.

ALL DIMENSIONS ARE IN mm.

ISSUED : DEC 2021	SCALES 1 : 20 UNLESS OTHERWISE STATED	STANDARD CIRCULAR GREASE TRAP (CAPACITY EQUIVALENT TO NS 4 OF BS EN 1825)	PUB SINGAPORE'S NATIONAL WATER AGENCY
LAST REVIEWED : NOV 2021			WATER RECLAMATION (NETWORK) DEPARTMENT
			DRG. NO. PUB/WRN/STD/040B

[ORIGINAL BORDER SIZE 840mm x 565mm]