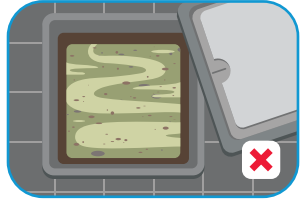


What happens if I don't maintain my sewers?

Taking care of your private sewers can help to eliminate these common problems:



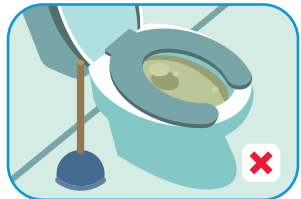
Offensive odour caused by blocked sewers.



Overflow due to choked floor traps or inspection chambers.



Slow drainage after flushing.



Pollution in the surrounding areas due to leaks.
Note: Leaks may happen due to wear and tear such as cracks, dislodged sections, open joints or intrusions of tree roots.

Getting help to maintain your private sewers

You may consult a licensed plumber or your contractor to carry out the maintenance of your private sewers. This would include a general inspection of your private sewerage system and the repair of any damages if necessary.


For more information or help on public sewer-related matters, please contact 1800-CALL-PUB (1800-2255-782), or contact the service providers below to help you maintain your private sewer.

Service providers

Singapore Plumbing Society
Plumbing Services
Website: www.plumbing.org.sg

NTUC Home Service
Website: <https://appsonline.income.com.sg/uiHomeServicesRequestForm/RequestService.aspx>

For a full list of approved licensed plumbers, please scan the QR code below.



 40 Scotts Road, #22-01
Environment Building, Singapore 228231



A GUIDE TO CARING FOR YOUR PRIVATE SEWERS

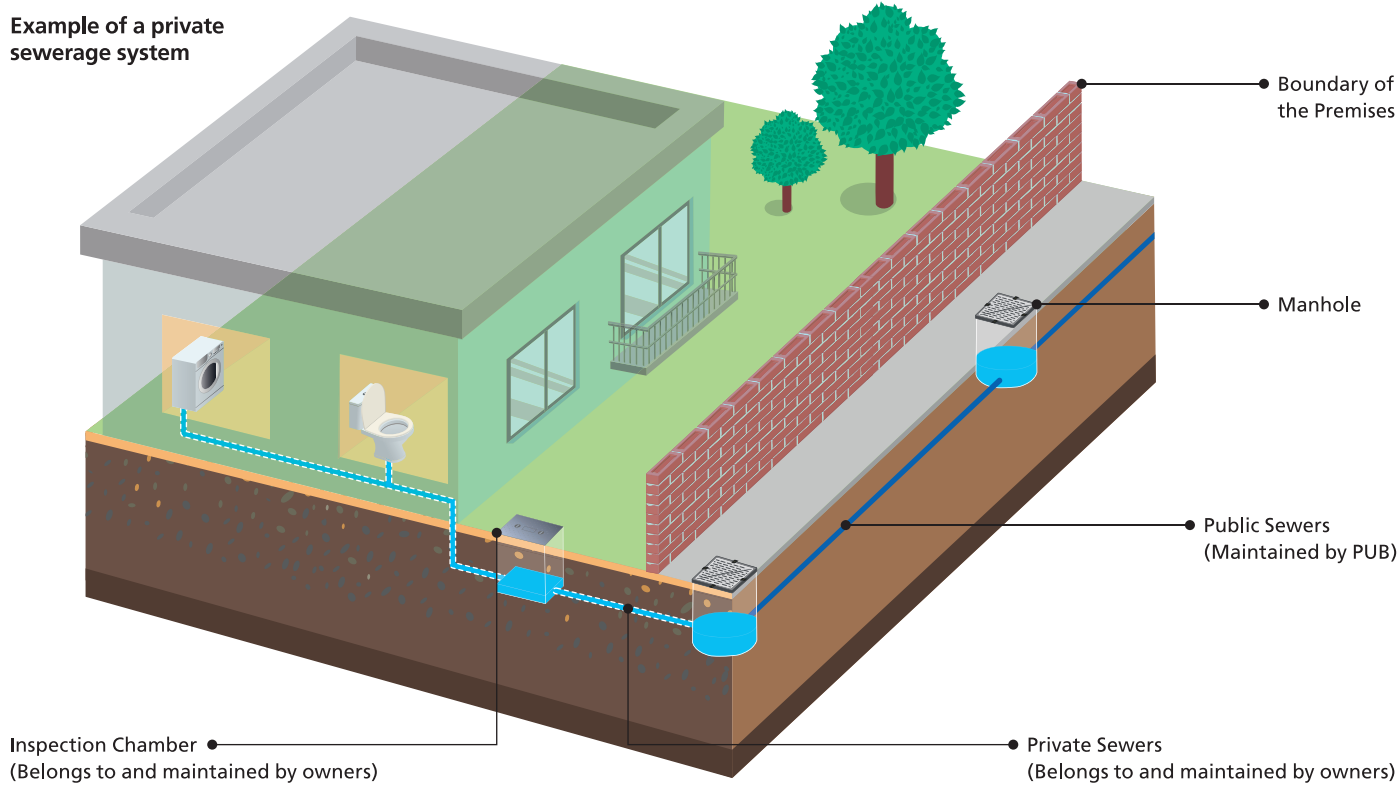
ALL PREMISES OWNERS



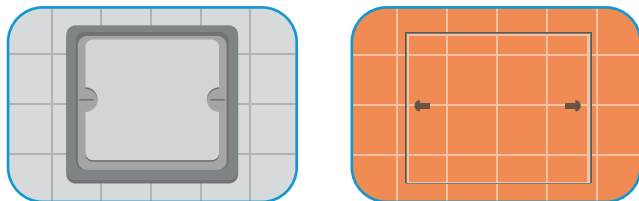
What's the difference between private and public sewers?

Private sewers convey used water from the premises to the public sewers and may extend beyond the boundary of the premises. Private premises owners and the Management Corporation Strata Title (MCST) are responsible for maintaining these private sewers.

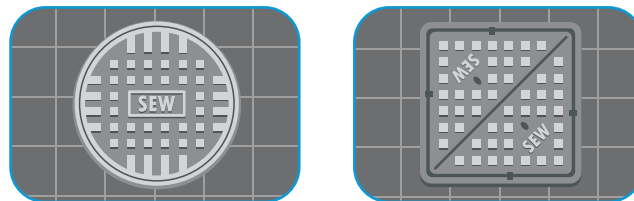
Example of a private sewerage system



Example of inspection chambers covers for private sewers*



Public sewers with 'SEW' embossed on the manhole covers*



*If sewer inspections are required, please allow the PUB officers to enter the premises and ensure that access to the manholes and inspection chambers is free from obstructions.

4 ways to take care of your sewers

As the private and public sewer pipes are interconnected, proper care of your sewer will ensure that it flows well and does not get choked. By doing your part, there will be fewer public sewer blockages and inconvenience to you and your neighbours.

Simply make these steps your daily habit:




1 Discard greasy waste and leftover food in disposable bags. Do not throw them into the basin.



2 Throw all used solids (e.g., sanitary pads and wet wipes) into a bin. Do not flush them down the toilet bowls.



3 Always keep the floor traps closed.



4 Use a catch basket for the sink.